


CT - Chanel Trim Specifications



CT - Channel Trim:


- Stainless Steel channel trim
- 304 stainless steel

Models (overall dimension):

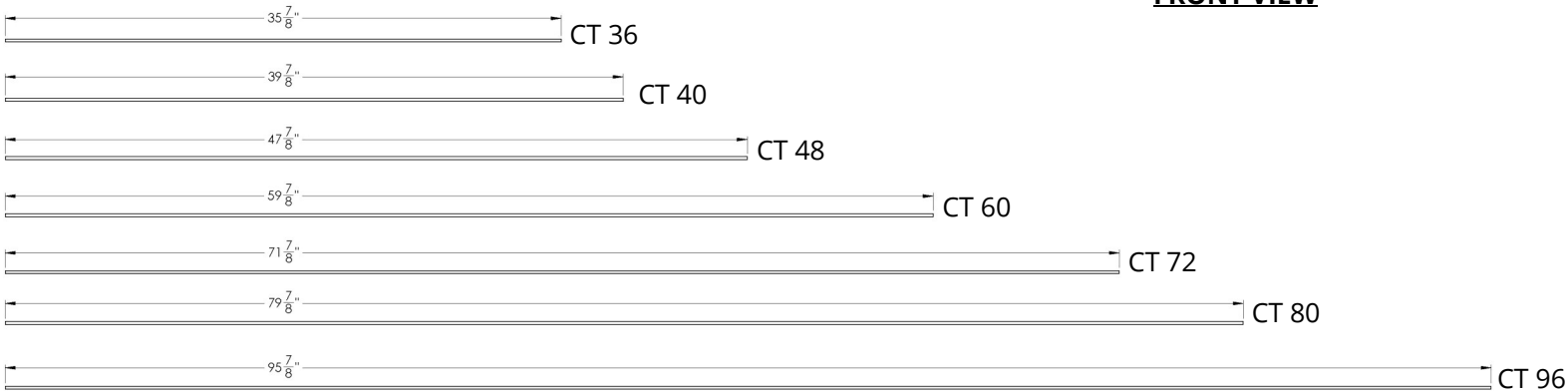
- CT 36: 35-7/8" L
- CT 40: 39-7/8" L
- CT 48: 47-7/8" L
- CT 60: 59-7/8" L
- CT 72: 71-7/8" L
- CT 80: 79-7/8" L
- CT 96: 95-7/8" L

Finishes:

- Satin Stainless - SS
- Polished Stainless - PS
- Lifetime Oil Rubbed Bronze - ORB



FRONT VIEW



Stainless Steel Trim for:

S-AG 38, S-AG 65, S-DG 38, S-DG 65, S-TIF 65
S-AS 65, S-AS 99, S-DGAS 65, S-DGAS 99, S-TIFAS 65, S-TIFAS 99

Infinity Drain

145 Dixon Avenue
Amityville, NY 11701
Phone: 516.767.6786
Fax: 516.740.3066
www.InfinityDrain.com

Note: Installer must verify all rough-in dimensions prior to installation and consult local and national codes. Conformity and compliance to local and national codes are the responsibility of the installer.